

FETCO®

ITEM NUMBER: _____

MODEL CBS-2041e
SERIES 2000



Dispensers Sold Separately



Patents: 6,148,717; 6,565,906; 6,576,282 6705,208B1,
6,889,598 Other Patents Pending. International
Patents Apply.

The LUXUS® Thermal Dispenser

Brewing directly into our LUXUS® Thermal Dispenser ensures a continuous flow of hot, aromatic, great tasting coffee. LUXUS® Thermal Dispensers are totally portable and require no electric power to maintain serving temperature. LUXUS® Thermal Dispensers remove the hazards of utilizing glass-lined products without loss of performance, while adding the durability of stainless steel.

FETCO®
600 Rose Road
Lake Zurich, IL 60047-0429
USA

Printed in USA 2006

The Science of Extraction Meets The Art of Taste™

Never before has there been a coffee brewer that has been more dedicated to the art and science of extracting the perfect cup of coffee. Nor has there ever been a coffee brewer so advanced yet so easy to operate. Without a doubt, The Extractor® Coffee Brewers are the smartest brewers in its class yet if won't intimidate the operator.

Science of Extraction

The best cups of coffee have an optimum balance of strength and extraction. Designed to achieve the optimal saturation, this brewer incorporates an innovative large spray disc, together with our renowned brew basket.

Effortless Calibration

Have you ever wished you had more time and energy to fine-tune your coffee brewer, but didn't want to go under the lid? Now you don't have to with The Extractor® Coffee Brewers. Effortless external calibration and set-up are made easy through innovative front panel technology. Only what you need to know appears on the panel and just the selected options you choose remain activated.

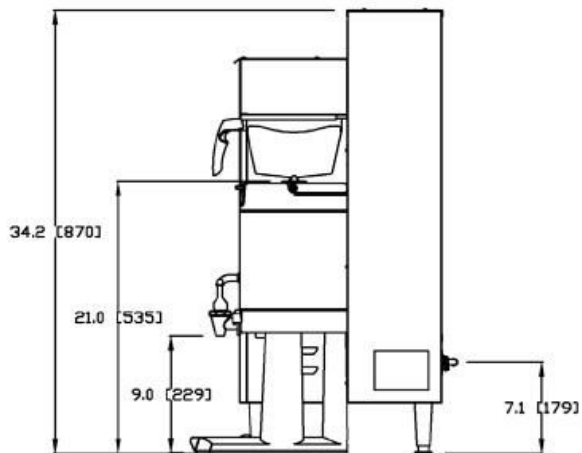
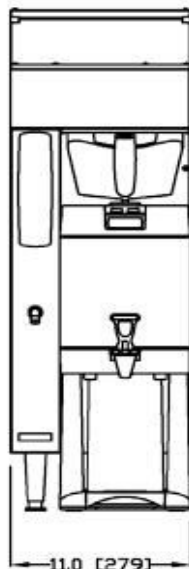
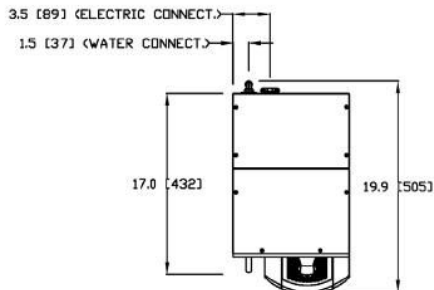
Outstanding Safety Operation

The brew basket locks into place during the entire brew cycle (including spray-over and dwell times) for added operator safety (on select models). The Low-Temp/No-Brew feature if activated, stops brewing with tepid water. Batch sizes and hot water service features can be turned on or off during setup to streamline operator choices.

Consultant & Contractor Approvals:

Phone: (847) 719-3000
Toll Free: (800) FETCO-99
FAX: (847) 719-3001
sales@fetco.com
http://www.fetco.com

MODEL CBS-2041e SERIES 2000



Dimensions (Brewer):

Height - 35" (889mm) Width - 11" (280mm) Depth - 20" (508mm)

Dimensions (Shipping): Ships By Pallet

Height - 35" (889mm) Width - 14" (356mm) Depth - 23" (585mm)

Weight - 66 lbs (30 kg)

ELECTRICAL

ELECTRICAL CONFIG. CODE	HEATER CONFIG.	VOLTAGE	PHASE	WIRES	KW	MAX AMP DRAW	BATCHES PER HOUR ⁽²⁾	
							COLD	HOT WATER
E41046 ⁽¹⁾	1x1.5 kW	120	1	2+G	1.6	13.0	3.8	9.3
	2x1.5 kW	120/208		3+G	2.4	11.3	5.8	11.0
		120/220			2.6	12.0	6.5	11.0
		120/240			3.1	13.0	7.7	11.0
E41036 ⁽¹⁾	1x1.7 kW	120	1	2+G	1.8	14.7	4.4	9.3
	2x1.7 kW	120/208		3+G	2.7	12.8	6.5	11.0
		120/220			3.0	13.5	7.3	11.0
		120/240			3.5	14.7	8.7	11.0
E41016 ⁽¹⁾	1x2.3 kW	120	1	2+G	2.4	19.7	5.8	9.3
	2x2.3 kW	120/208		3+G	3.6	17.1	8.9	11.0
		120/220			4.1	18.1	9.9	11.0
		120/240			4.7	19.7	11.0	11.0

⁽¹⁾ Can be connected to 120 VAC (Factory Setting) or 120/208-240 VAC.

⁽²⁾ Based on standard factory settings: 4.0 minute brew time; 0% prewet; 200°F water.

WATER

WATER INLET [INCH]	WATER PRESSURE	FLOW RATE
3/8 MALE FLARE	20-75 psig	1.0 gpm

OPTIONS

Z005	Color Coded Dispenser Faucet Handles For D048 & D051 Orange, Red, Blue, Green (Stand, Black)
Z047	Red Handle On Brew Basket
Z048	Green Handle On Brew Basket
Z049	Orange Handle On Brew Basket
Z055	Export Voltages Available

DISPENSERS

D048	1.0 Gallon LUXUS® Thermal Dispenser (L3D-10)
D051	1.0 Gallon LUXUS® Thermal Dispenser (L3S-10)

ACCESSORIES

A039	In Line Water Filter With Cartridge
A075	Replacement Water Filter Cartridge
A093	Single Serving Station For L3S-10 (S3S-10-1)
A094	Twin Serving Station For L3S-10 (S3S-10-2)
A096	Triple Serving Station For L3S-10 (S3S-10-3)
A103	Iced Tea Brew Basket (13" x 5")
A113	1.0 Gallon Hot Tea Infuser
A120	Quad Serving Station For L3S-10 (S3S-10-4)

FILTERS

F002	13" x 5" Paper Filters (500 Per Case)
------	---------------------------------------

FETCO®
600 Rose Road
Lake Zurich, IL 60047-0429 USA
Phone: (847) 719-3000 Toll Free: (800) FETCO-99
FAX: (847) 719-3001
sales@fetco.com http://www.fetco.com

Printed in USA 2006